



COUNTRY BRIEF

Population	Ease of doing business rank
56 322 000	138th
Length of coastline	Exclusive economic zone
3 461 km	204 294 km²
Average GDP growth	GDP per capita
N/A	N/A

GDP from fisheries

N/A

Fish available for consumption

7.0 kg/capita

Imports of fish and fish
products - 2019

USD 5 649 130

Agricultural GDP from fisheries

N/A

Fisheries and aquaculture
production

Total 486 277 tonnes

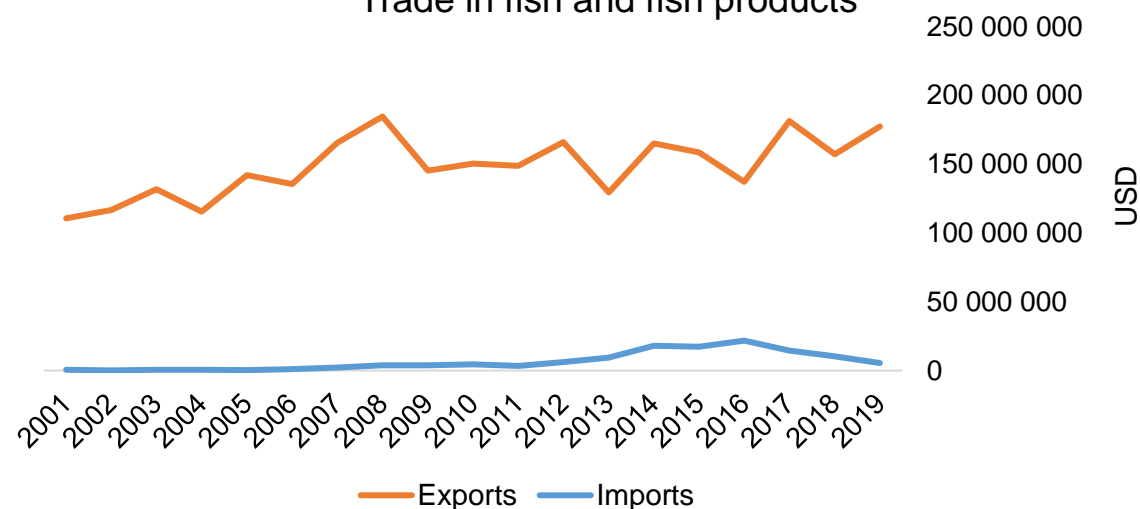
Fisheries 97%

Aquaculture 3%

Exports of fish and fish
products - 2019

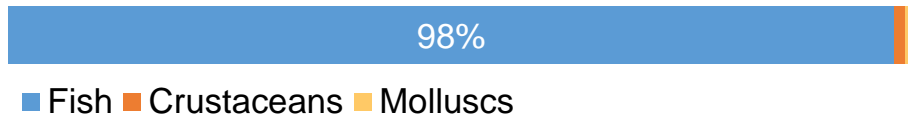
USD 177 628 550

Trade in fish and fish products




Production and Trade Breakdown

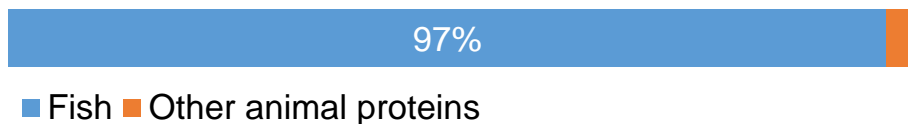
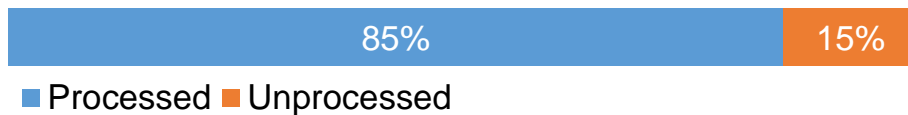
Production by volume



Imports by value



Exports by value



Production - Top 10 Species (Volume)

		Tonnes
1 st	Silver cyprinid	142 348
2 nd	Nile perch	91 709
3 rd	Freshwater fishes nei	45 634
4 th	Mouthbrooding cichlids	34 205
5 th	Dagaas (Kapenta)	31 846
6 th	Tilapias nei	27 735
7 th	Nile tilapia	15 417
8 th	Sardinellas nei	7 702
9 th	Sharks, rays, skates, etc. nei	6 460
10 th	Octopuses, etc. nei	5 687

Imports - Top 10 Products (Value)

			USD
1 st	Fish, other than species in 0303	frozen; excluding fillets, livers and roes HS 0303.89	2 824 540
2 nd	Mackerel	frozen; excluding fillets, livers and roes HS 0303.54	595 230
3 rd	Tunas, skipjack, bonito	prepared or preserved; whole or in pieces HS 1604.14	351 780
4 th	Jack, horse mackerel	frozen; excluding fillets, livers and roes HS 0303.55	274 140
5 th	Skipjack, stripe-bellied bonito	frozen; excluding fillets, livers and roes HS 0303.43	258 740
6 th	Mackerel	prepared or preserved; whole or in pieces HS 1604.15	247 970
7 th	Fish, other than species in 0303.5	frozen; excluding fillets, livers and roes HS 0303.59	236 420
8 th	Fish, other than species in 0304	frozen fillets HS 0304.89	221 600
9 th	Sardines, sardinella, brisling or sprats	prepared or preserved; whole or in pieces HS 1604.13	126 050
10 th	Fish, other than species in 1604	prepared or preserved; whole or in pieces HS 1604.19	100 220

Exports - Top 10 Products (Value)

			USD
1 st	Fish heads, tails, maws	dried, smoked, salted or in brine HS 0305.72	54 074 840
2 nd	Fish, other than species in 0304	frozen meat; excluding fillets, livers and roes HS 0304.99	49 179 710
3 rd	Nile perch	frozen fillets HS 0304.63	33 827 180
4 th	Octopus	frozen HS 0307.52	7 700 020
5 th	Fish, other than species in 0304	frozen fillets HS 0304.89	7 407 830
6 th	Crabs	live, fresh or chilled HS 0306.33	4 590 300
7 th	Lobsters	frozen HS 0306.12	3 044 890
8 th	Nile perch, snakeheads	frozen; excluding fillets, livers and roes HS 0303.29	2 611 930
9 th	Rock lobster, other sea crawfish	live, fresh or chilled HS 0306.31	2 184 160
10 th	Shrimps, prawns	frozen HS 0306.17	1 745 980

A GLOBEFISH Product

Information, Disclaimer

Sources

Established in 1984, GLOBEFISH is a multi-donor funded project in the Fisheries Division of the Food and Agriculture Organization of the United Nations (FAO), responsible for providing up-to-date market and trade information on fish and fish products.

[Visit our website](#)

[Subscribe to our newsletter](#) or [email us](#)

Recent Publications



[Globefish Highlights](#)

Our flagship publication, focused on prices and analysis of market trends covering a variety of major commodities. Released quarterly.



[Chinese Fish Price Report](#)

Comprehensive coverage of Chinese price trends, market information for commercially significant species, along with industry news and policy updates. Released quarterly.



[European Price Report](#)

Market and price analysis for fish and fish products in the European market. Released monthly.



This is the second edition of the GLOBEFISH Market Profiles produced for this country, and was made at the beginning of 2022.

These profiles are based on nationally reported data or information published by international agencies. As the profile is intended to reflect the most up to date information available, reporting years may vary between sections and commodities.

The designations employed and the presentation of material in this information product do not imply the expression of any opinion whatsoever on the part of FAO concerning the legal or constitutional status of any country, territory or sea area, or the delimitation of frontiers or boundaries.

The data herein presented is compiled by FAO staff at the time of its production, "as is" and "as available", and every effort is made to ensure, but not guarantee, their timeliness, accuracy and completeness. FAO assumes no responsibility for errors and omissions in the data provided. Users are, however, kindly asked to report any errors or deficiencies in this product to FAO GLOBEFISH (globefish@fao.org).

Please note

Re-exports and re-imports are not included. The term N/A has been used to indicate that information was not found in the indicated sources. The classification of fish and fish products as either processed or unprocessed is very broad, and is intended for indicative purposes only.

[HS codes for fish and fish products](#)

International trade codes for fish and fish products in a user friendly format.



Sources and time periods:

-Fishing and aquaculture production (2019):
FAO's [Global Fishery and Aquaculture Production Statistics](#)

-Fish available for consumption (2017):
FAO's [Fishery and Aquaculture Statistics 2019](#)

-Population (2019), GDP Growth (2015-2019), GDP per Capita (2019):
IMF's [World Economic Outlook Databases](#)

-Imports, Exports and Share of Trade (2000-2019):
FAO's [Global Fishery and Aquaculture Commodities Statistics](#)

-GDP, GDP from fisheries, GDP from agriculture (2019):
World Bank's [World Development Indicators](#),
OECD's [National Accounts Statistics](#) or
UNSD's [National Accounts](#)

-Ease of doing business (2019):
World Bank's [Ease of Doing Business](#) ranking

-Length of Coastline, Exclusive Economic Zone, Exclusive Fishing Zone (2003):
UNEP's [Global Environment Outlook](#)

[GLOBEFISH](#)

Explore more market information on the GLOBEFISH website



[GLOBEFISH on ISSUU](#)

Read GLOBEFISH publications on ISSUU

